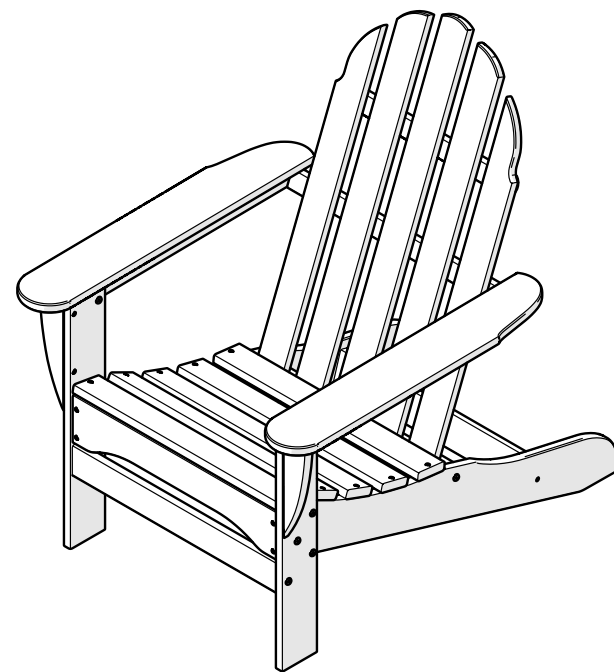




Assembly Instructions



IVAD4030

Classic Adirondack Chair

..... **20-Year Warranty**

To view our full warranty, please visit
ivyterracefurniture.com

..... **Having Trouble?**

If you have questions or concerns regarding
assembly instructions or missing parts,
please contact us at **(800) 920-6434**
or email support@ivyterracefurniture.com

..... **Cleaning Tips**

Keep your Ivy Terrace Furniture™
looking brand new:

For a quick clean:

Simply wipe down with soap and water.

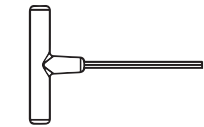
For a deeper clean:

You'll need:


- » 1/3 bleach and 2/3 water solution
- » clean cloth
- » soft bristle brush

Wipe on solution with your cloth
and let it sit on the lumber for a few
minutes (this will not affect the color).
Then, loosen any dirt and debris that
may catch in surface grooves with a
soft bristle brush; hose down to rinse.

TOOLS



4mm T-handle hex key (included)



7/16" wrench (not included)

PARTS

